

# FLAT-STRAP

pivots sets for 35mm (1 3/8") panels

## DATA SHEET

FS35 Flat-strap

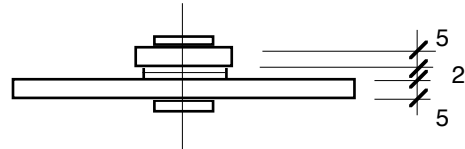
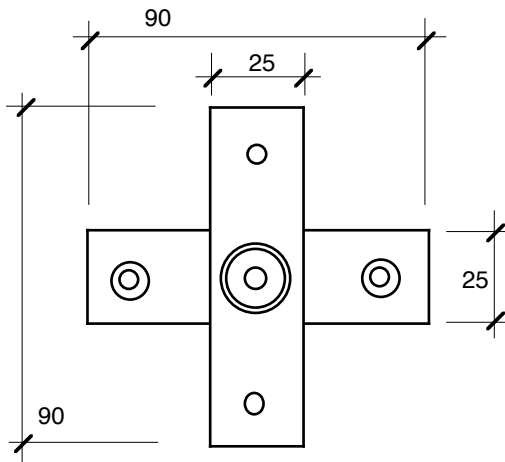
Filing Guide - Hinges

Info-link 1129


SfB/UDC 30

Masterformat 08710

10/10/10 (print date)



FLAT-STRAP **FS35** 2x pivots for 35mm internal panels



Flat-Strap Pivot set FS35

### FLAT-STRAP USES

- ceiling & duct hatches
- windows & shutters
- joinery & furniture
- laundry chutes
- awning flaps
- ventilators
- hoppers etc. etc. etc.

### ADVANTAGES

- simple hand tool installation
- no special skills required
- non handed universal pivots
- 50kg (100 pound) max. load

### MATERIAL & FINISHES

- parts aluminium T6 temper
- finish powder coat silver
- bushes Nylon 6
- rivets zinc plated steel
- screws 4.5dia. CS supplied

### NOTES FOR DESIGNERS

- Flat-Strap pivots do not come apart. The aluminium flats are riveted together through Nylon bushes
- Flat-straps are built into structures as assembly occurs and removal of the door can be difficult.
- Detail with care and assemble prototypes for a full understanding of this product.
- Accurate and plumb work must be specified, particularly for doors in plasterboard.
- Pivoting doors reduce the clear door opening width (generally use 920 min doors between rooms)
- Pivoting doors in walls do not open a full 180° (approx. 160° rotation with conventional doors)
- The pivot stile of the door swings 'in' when the lock stile swings 'out' of an enclosure.

**ANGLE-SHOE PRODUCTS**

www.angleshoe.com

Email hstyles@bigpond.net.au

25A 43-51 Giles St. Kingston ACT 2604

Tel (02) 6232 6455

AUSTRALIA

Fax (02) 6232 6456

product design Howard Styles architect

# ANGLE-SHOE

pivots for 35mm doors

## FS35 FLAT-STRAP FITTING INSTRUCTIONS

10/10/10

